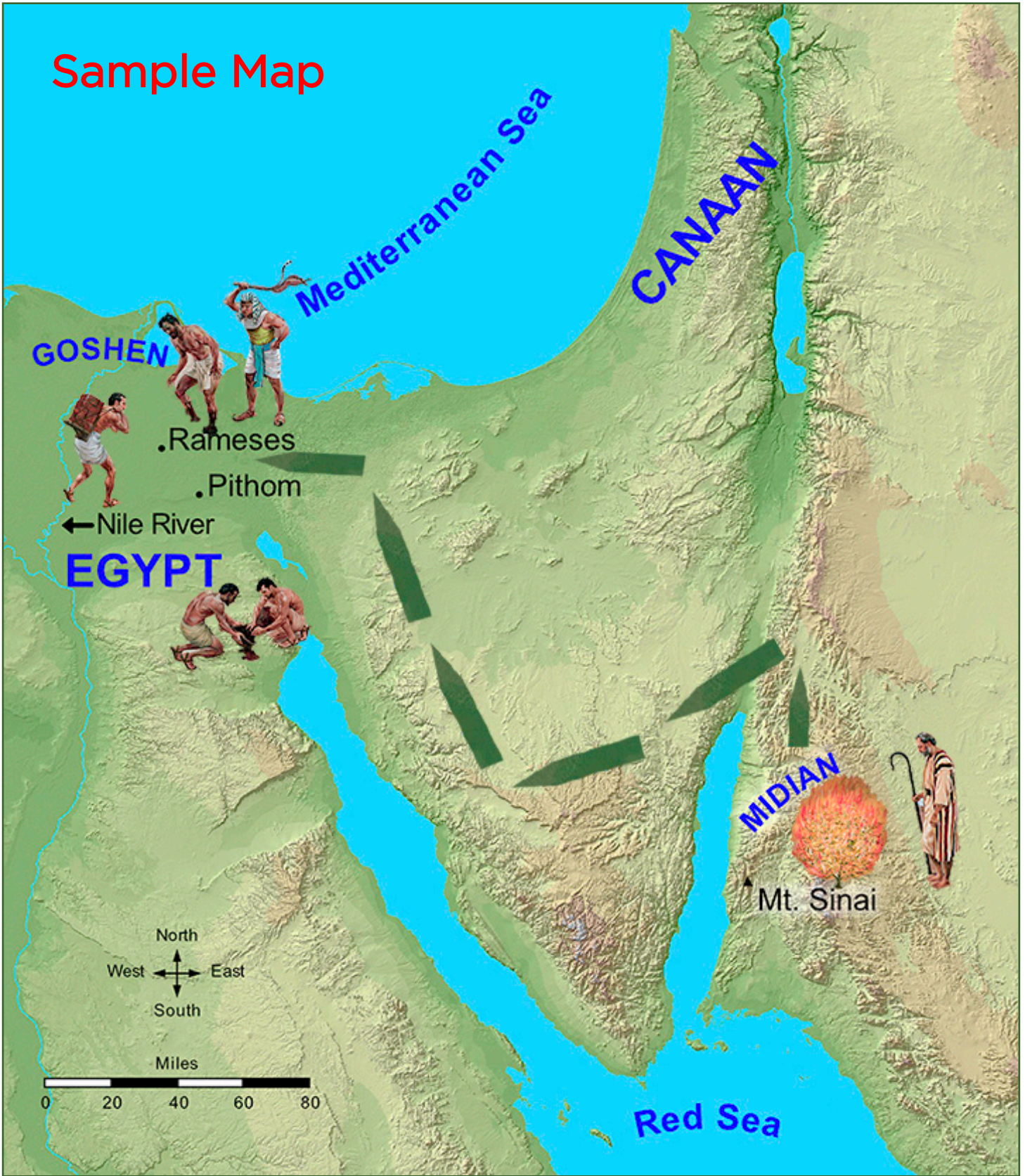



Sample Map



God Tells Moses His Plan

Sample Activity Sheet

1. In the box on the ground, write these words: I AM WHO I AM.
2. In the box in the sky, write God's personal name.
3. Color the picture of the burning bush.
4. Beside the picture, write words that describe what God is like or what He does.



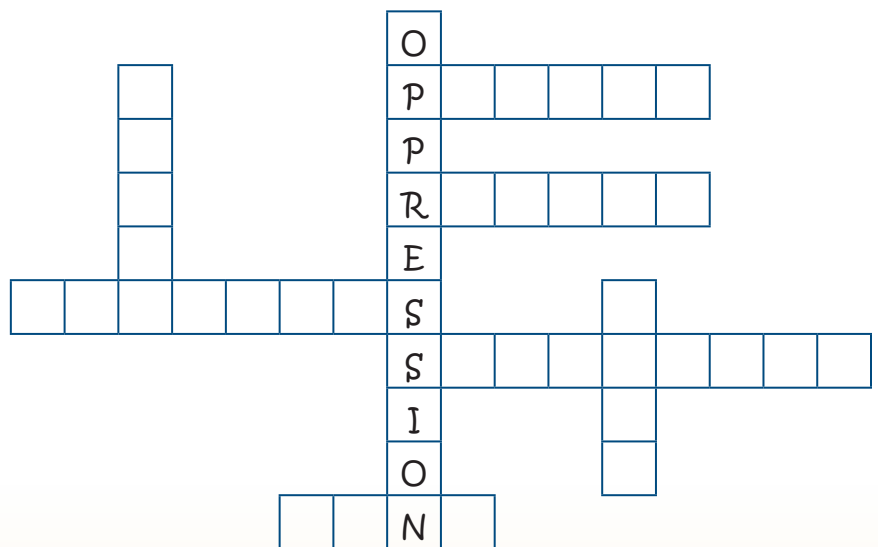


5. Solve the word-fill puzzle with the capitalized words. [One is done to start you off.] Then circle the words in the puzzle that show God's plan and God's good heart.

God had seen the **OPPRESSION** of His people in Egypt. He heard their cries of **DISTRESS**. He was aware of their **SUFFERING**, and He was concerned about them.

God planned to **RESCUE** Israel from the power of the Egyptians. He was going to take His **PEOPLE** to their own **LAND**.


God sent **MOSES** to **LEAD** His people out of Egypt.



God Tells Moses His Plan

Sample Answer Sheet

1. In the box on the ground, write these words: I AM WHO I AM.
2. In the box in the sky, write God's personal name.
3. Color the picture of the burning bush.
4. Beside the picture, write words that describe what God is like or what He does.



Powerful

Eternal

A Person

Knows the future

Good

Patient

Gives people choices

Loves people

Holy

True

Teacher: Other answers are possible. Accept any that describe God's character or actions.



5. Solve the word-fill puzzle with the capitalized words. [One is done to start you off.] Then circle the words in the puzzle that show God's plan and God's good heart.

God had seen the **OPPRESSION** of His people in Egypt. He heard their cries of **DISTRESS**. He was aware of their **SUFFERING**, and He was concerned about them.

God planned to **RESCUE** Israel from the power of the Egyptians. He was going to take His **PEOPLE** to their own **LAND**.

God sent **MOSES** to **LEAD** His people out of Egypt.

